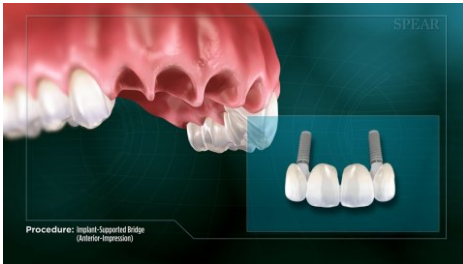


# Implant-Supported Bridge (Anterior-Impression)

**Dr. Robert  
LaCarrubba**

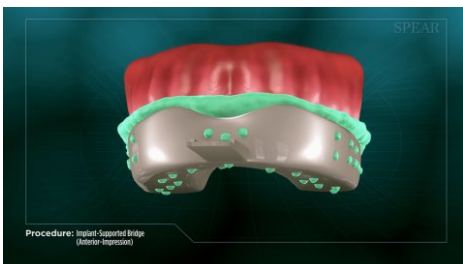
5927 Main St  
Amherst, NY 14226  
(716) 631-2728



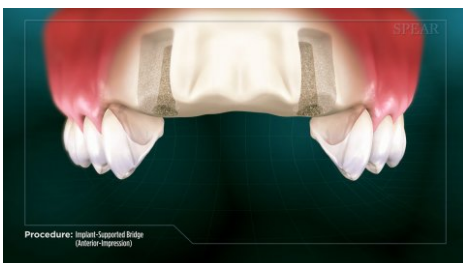
An implant supported bridge can be used to replace multiple missing teeth and restore the esthetics and function of your mouth. It is a single restoration that uses dental implants neighboring the space for support. It typically requires multiple appointments to complete this process.



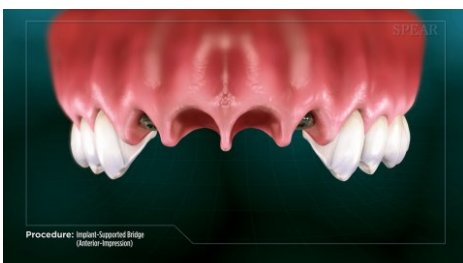
Using dental implants to support your bridge provides a stable permanent solution to replace the missing teeth by mimicking their root structure. It also allows you to replace multiple missing teeth when it may not be feasible to place multiple implants that would allow for individual restorations.



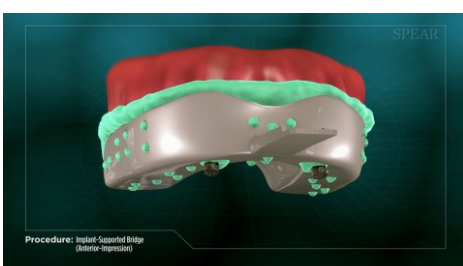
The process begins with your doctor taking an initial impression of the area, which will be used to plan out your implant placements and design a temporary bridge for you.



Next, the area is prepared for placing the dental implants.



The implants are then placed into the bone, along with special healing caps. A temporary restoration can be placed over the area while you heal- your doctor will review with you the best options for your situation.



At subsequent visits your doctor will monitor the healing process, letting you know when the area is ready to support a permanent bridge. Once healed, an impression is taken of the area and sent to a dental laboratory. While your permanent bridge and abutments are being crafted at the lab, your doctor will attach a temporary bridge to fill the empty space in the meantime.



Once your permanent restoration is completed, the abutments are secured to the implants, and the permanent bridge is secured to them.



With your bridge placement complete, your teeth are restored to optimal shape and function in a way that continues to stabilize, protect, and preserve the surrounding teeth and tissue.